

2025 / 2026



NORTHWEST MISSOURI STATE UNIVERSITY

COLLEGE KICKSTART

NAVIGATING YOUR FIRST YEAR





WELCOME TO SOAR

We are so excited to have you on campus! Below is a brief overview of your SOAR Day to help you get started. Be sure to check the detailed schedule in your folder for additional information.

1. Start Your Day at the Student Services Fair

We encourage you to visit the Student Services Fair during check-in to connect with campus offices and learn about the resources available to you.

2. Take a Campus Tour

A short shuttle tour of campus, lasting approximately 30 minutes, is available each morning for those interested. Tours depart from the south entrance of Hughes Fieldhouse. Prefer a self-paced option? A virtual tour is also available online at your convenience.

3. Morning Presentation

Our morning presentation begins at 9:30 a.m. in the northwest corner of Hughes Fieldhouse. Families will remain here for the morning, while students break out into groups to get to know their SOAR Leaders before lunch. Check your detailed SOAR schedule for a breakdown of topics.

4. Lunch at the Student Union

After the morning activities, families will reunite with students for lunch at the J.W. Jones Student Union. Shuttle buses will leave from the south entrance of Hughes Fieldhouse.

5. Advisement Appointments

Advising sessions take place in the afternoon in Colden Hall. You received a personalized appointment sheet during check-in. During your session, you'll meet with an academic advisor and receive your fall class schedule. Afterward, you'll complete a short survey and receive your first official Bearcat t-shirt as a Northwest student!

6. Explore Campus in the Afternoon

This is a great time to familiarize yourself with Northwest. There are a couple things you won't want to miss.

a. Residence Hall Tours – Several residence halls have tour rooms available, as noted in your detailed schedule. If your chosen hall is not available today, be sure to check out the virtual tours with videos of each hall.

b. Bearcat ID Photos – Don't forget your student ID! Head to the 2nd floor of the J.W. Jones Student Union to have your picture taken for your Bearcat ID.

Today is an exciting day as you begin your journey as a Bearcat. We know you may have questions, and we are here to help.

Student Success

B.D. Owen's Library, 2nd Floor
studentsuccess@nwmissouri.edu
660.562.1695

Student Services Fair

The Student Services Fair is your chance for you to explore campus resources and talk with staff from across campus. Grab a coffee and take a walk to visit with our Northwest community.

- Student Success Center
- University Seminar
- Information Technology (IT)
- Office of Student Involvement
- Greek Life
- Campus Recreation
- Center for Engagement and Community Connection
- BD Owen's Library
- University Police Department (UPD)
- Accessibility & Accommodations, Title IX & Equity
- Student Account Services
- Student Employment
- Career Services
- Residential Life
- Campus Dining
- Show Me Gold Program
- US Bank
- Wellness Services
- Mosaic Medical Center
- Office of Sustainability
- City of Maryville Tourism
- Campus Ministries
- Fine and Performing Arts
- Student Media and Publications

Additional opportunities for families and friends

- Purchase a "Proud Parent" shirt
- Join the Bearcat Family Connection for resources and campus updates
- Take a picture with Bobby



What should guests expect at SOAR?

Familiarize yourself with the Northwest services and resources. Meet staff from across campus. Learn how to support your new college student.

What do students do at SOAR?

A typical SOAR day entails:

8 a.m. - Noon

- Check-in
- Student Services Fair
- Welcome Presentation and Overview of the Day
- Faculty Tips for Success
- University Life Presentation
- Finance and Billing Presentation
- Advisement and Registration Overview
- Meet the SOAR leaders
- Parent Q&A

Noon - 1 p.m.


- Lunch

1-3 p.m.

- Academic Advisement
- Campus Offices Available

YOUR CLASS SCHEDULE

When you meet with your advisor today, you will receive a copy of your fall class schedule. Here are a few things that may be helpful to note.



NORTHWEST
MISSOURI STATE UNIVERSITY

NORTHWEST MISSOURI STATE UNIVERSITY
Fall 2025 CLASS SCHEDULE

5/28/25

Bearcat, Bobby
800 University Drive
Maryville, MO 64468

ID: 919000000
Email: s100000
Advisor:
Student Type: First Time Freshman
Primary Major: Psychology

Campus: NW

2	3		1			4		5	
CRN	CRSE#	SEC	Course Title	CR HRS	PT	DAYS	Time	RM	Instr
10199	3410	08	INTRO AM GOV & POL	3	1	MWF	1000-1050	VLK 20	HESSE,BRIAN
10379	44130	05	COMPUTERS AND INFORMATION TECH	3	1	MW	0900-0950	VLK 111	SCHIEBER, MATTHEW
10540	19111	01	MARCHING BAND ACTIVITY	1	1	MTWRF	0410-0515	FA CJT	STRICKLAND, KATHRYN
10895	10220	05	INTRO TO LITERATURE	3	1	MWF	0100-0150	CH 3150	HOLTHAUS, CATHERINE
10998	77101	34	UNIVERSITY SEMINAR	1	1	TR	0200-0250	FA 200	STAFF, FACULTY
11730	35101	03	GENERAL SOCIOLOGY	3	1	TR	0930-1050	CH 3500	SHIN, KYOUNG-HO
13539	19121	01	CONCERT BAND ACTIVITY	1	1	T	0630-0810	FA CJT	SUTTON, WILLIAM
15128	19210	01	WIND SYMPHONY ACTIVITY	1	1	TR	1230-0150	FA CJT	STRICKLNADKATHRYN

Total Billing Hours:

Additional Course Information:

19111-01

A dry cleaning fee up to \$25 will be charged.

44130-05

Delivered through a mix of online and face-to-face meetings

77101-34

Wind Symphony Section

ADVANTAGE 2025

Advantage is a continuation of summer orientation and takes place during the first week on campus. All students are required to attend and will have opportunities to meet other new students, learn more about campus and get settled into their new environment.

Highlights of the Advantage schedule:

Thursday, Aug. 21

- Move In Day
- Take Care of Campus Business (as needed)
- Residential Hall Orientation
- Evening Event

Friday, Aug. 22

- Take Care of Campus Business (as needed)
- University Seminar Class
- Academic Department Meeting
- Convocation
- Green and White Scrimmage
- Evening Event

Saturday, Aug. 23

- University Seminar Class
- Informational Meetings
- Evening Event

Sunday, Aug. 24

- University Seminar Class
- Fraternities and Sororities Event
- Campus Ministries Event
- Fireworks!

Monday, Aug. 25

- First day of all classes for the semester.

*A detailed Advantage schedule will be published on the website in late July. All students will receive a personalized Welcome Packet when they check in to their residential halls. Commuter students can pick up their Welcome Packet at the Student Success Center.

Move-in Day

Move-in day is an exciting time to start your new journey at Northwest! Additional information will follow in late July and early August. Provided here is the schedule for move-in by last name. This is a guideline to keep move-in organized, however, if the indicated time does not work for your schedule, you may arrive at a time convenient for you. If you arrive after 4 p.m., you will check in at the front desk of your hall rather than the designated check-in locations.

Move In Times

A-B | 8:30 a.m.
C-D | 9 a.m.
E-F | 9:30 a.m.
G-H | 10 a.m.
I-J | 10:30 a.m.
K-L | 11 a.m.

M-N | 12:30 p.m.
O-P | 1 p.m.
Q-R | 1:30 p.m.
S-T | 2 p.m.
U-Z | 2:30 p.m.

Winter Welcome 2026

(for students who arrive in the spring semester)

We have special programming for students who begin in the spring semester as well. Watch for additional information about Winter Welcome in December if you plan to start classes in January.

GLOSSARY OF TERMS FOR CLASS SCHEDULES

- 1

ACTIVITY CREDIT
Indicates the student is participating in a class but not incurring a charge. Note that the billed hours are different than the total credit hours.
- 2

CRN
A unique number identifying a course in a given semester.
- 3

CRSE #
Indicates the course number which may be used in conjunction with the catalog, available online.

- 4

SCHEDULE DAYS
Days are represented by 1 letter.
Monday - M
Tuesday - T
Wednesday - W
Thursday - R
Friday - F

For example TR - Tuesday & Thursday class.
- 5

BUILDING ABBREVIATIONS
May be found on the back of your SOAR folder.



HOW TO NAVIGATE AROUND CAMPUS ON MOVE-IN DAY

AUG. 21, 2025

MOVE-IN DAY DIRECTIONS

Coming from the South
Head west on Route V from Business 71/Main Street until you reach Icon Road. Head North on Icon Road until you reach directional signage that will guide you to your residential hall.

Coming from the North
Head south on Icon Road until you reach College Avenue. Head east on College Avenue until you reach directional signage that will guide you to your residential hall.

Drop and Go Zones
The zones are used for unloading student belongings. Please unload all items from your vehicle(s) onto the curb while in the zone, and then move your vehicle to an appropriate parking spot. 'Cat Crew members will be available to assist with unloading of materials.

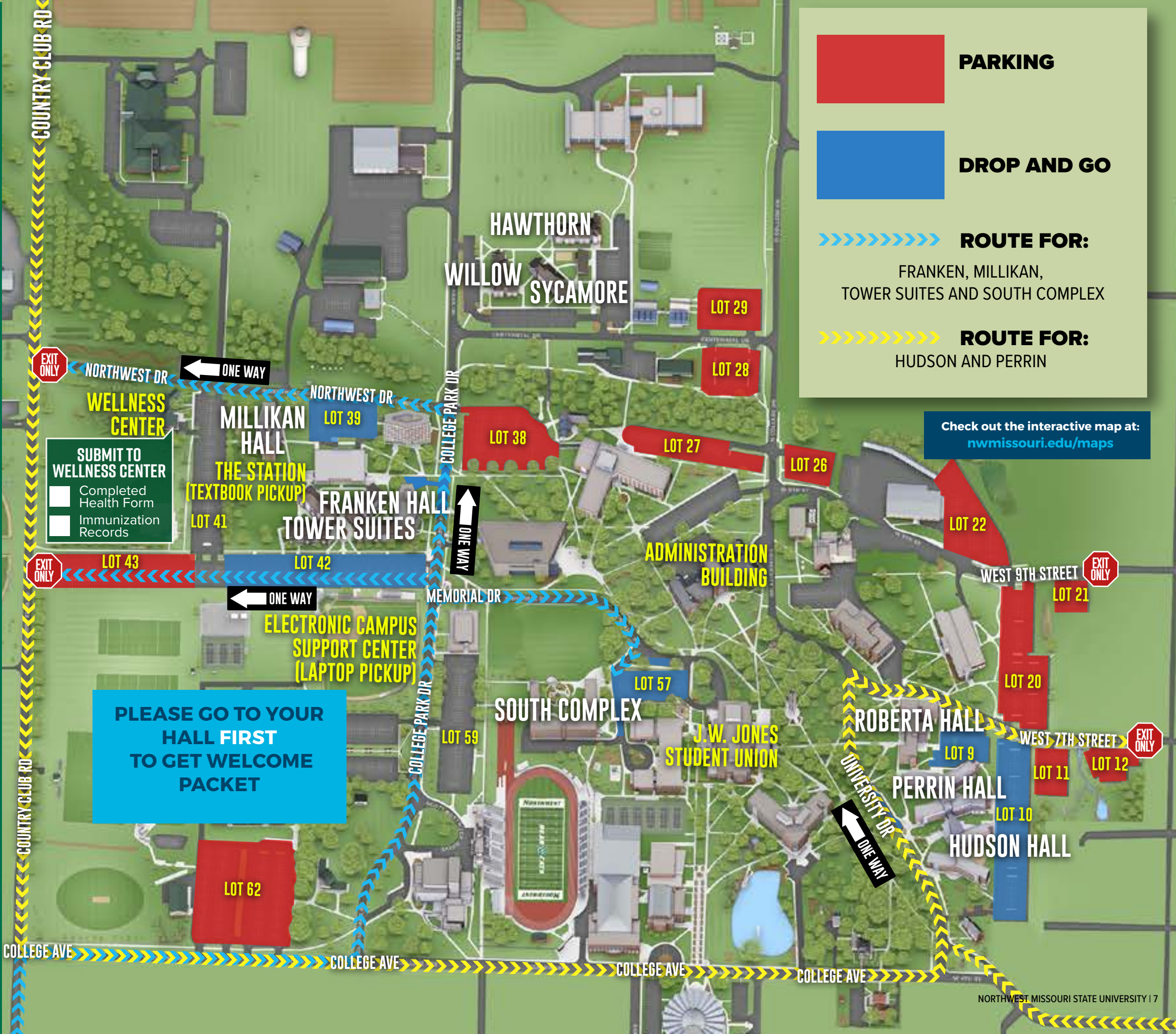
Exit campus through Lot 42, Northwest Drive, West 7th Street, and West 9th Street
Please park in the red lots. This will assist with traffic flow and allow others ample space to move in.

MOVE-IN INFORMATION
We are excited to welcome you to campus!

Students will receive an email with detailed information about moving into the residence halls. Cat Crew volunteers will be available to assist families with your student's belongings. There is no limit to the number of helpers your student can bring.

QUESTIONS

Contact UPD at 660.562.1254 and follow us on social media for updates.





FIRST-YEAR EXPERIENCE

ADVISING AND STUDENT SUCCESS

At Northwest, advising is designed to support students both academically and personally. Even before school starts, students have a professional advisor - Success Coach assigned based on major, who helps guide them through their first and second years. A faculty mentor is added in their second year, who later becomes the student's faculty advisor, taking a more prominent role in providing discipline-specific guidance.

This team approach allows students to benefit from:

- A holistic advising experience that addresses academic and personal development, while still narrowing in on a specific major
- A network of support, with professionals and faculty working together with students to maximize their success

This advising model forms a strong, supportive partnership that empowers students to make informed decisions, overcome challenges, and achieve their academic and personal goals.

Throughout every stage, the Student Success Center serves as a campus-wide resource—supporting students directly and enhancing the work of advisors across all departments.

ACADEMIC SUPPORT

Academic Support is a cornerstone of student success. We understand that many courses present unique challenges, and we're committed to helping students meet them head-on—with targeted, effective support that comes at no cost.

Our programs are designed to match the learning needs of each subject area and are proven tools used by high-achieving students. Key services include:

- Tutoring: One-on-one or small group sessions tailored to individual learning styles and course content.
- Supplemental Instruction (SI): Peer-led review sessions for traditionally challenging courses, where students can strengthen their understanding through collaborative learning.
- The Writing Center: Support at any stage of the writing process—from brainstorming to final edits—guided by trained peer consultants.

These peer-to-peer resources aren't just for students who are struggling; they're widely used by students aiming to deepen their understanding and excel in their coursework.

CAMPUS RECREATION

Campus Recreation offers robust opportunities for students to stay engaged and involved.

- The Foster Fitness Center features cardio and weight-lifting equipment, group exercise courses and personal training.
- The Hughes Fieldhouse is an indoor facility offering a 300-meter track and indoor fields for year-round intramural sports. Intramural offerings total as many as 30 or more per year.
- The Student Recreation Center includes basketball and racquetball courts, an 18-hole disc golf course on campus and a suspended track for walking and running.
- Mozingo Outdoor Education Recreation Area (MOERA), located at Mozingo Lake Recreation Park features a challenge course, climbing tower and wall, trap shooting, an observatory and other outdoor recreational activities.



STUDENT EMPLOYMENT

Northwest relies on student employment to help our offices while gaining valuable experiences. Encourage your student to explore on-campus job opportunities and positions online at nwmissouri.edu/hr/student/jobs.



BEARCAT TIP

Don't forget interview clothes, or check out the Career Closet on campus for interview attire!

CAREER SERVICES

Encourage your student to participate in Career Services events and take advantage of resources to ensure they are career ready, day one. Examples of services:

- Career counseling/assessment
- Resume creation and review
- Identifying internship opportunities
- Interview coaching and practice
- Events such as Career Day and Mock Interview Day
- Career Closet – free professional attire!
- Profession-based learning experiences



BEARCAT TIP

Download the Presence app to learn more about student organizations.

<https://nwmissouri.presence.io/organizations>





SAFETY & SECURITY

University Police serves to maintain a safe campus environment, discourage inappropriate activity and provides preventative education for students, faculty and staff. For more information, visit nwmissouri.edu/police/.

Residential Life works closely with University Police to provide students with a safe living environment. All exterior residence hall doors are secured 24/7 with an electronic access system. Video cameras are located within all residential halls and academic facilities on campus.

SAFE RIDE HOME PROGRAM

The Safe Ride Home program is a safe and timely transportation service within the city limits of Maryville, offered by students, for students. The program provides a daytime retail shuttle and nighttime taxi service. The schedule, including operation days and hours, is located on the Northwest website. Rides may be requested through the app or by calling during operation hours.



Northwest also offers a taxi service for late-night transportation when students are in situations that they feel are unsafe.

TRANSLOC APP

Students can request a safe ride using the TransLoc app. Drivers are instantly notified of your ride request, and you will receive a push notification when the driver arrives.

Made specifically for Apple or Android devices. Download for free!

PARKING PASSES

Parking permits are available to purchase August 1 for the upcoming school year. Students must register vehicles, motorcycles and scooters online before obtaining a permit to park on campus. Select “Parking Permit” on the Bearcat login page. Payment for permits is required at the time of registration via debit or credit card. During business hours the first week of classes, annual permits are available for pick up on the first floor of the Administration Building. All permits (annual, temporary, visitor, etc.) are available for pick up at the University Police Department in the Support Services Building on College Park Drive 24 hours a day, 7 days a week.

WELLNESS SERVICES

Wellness Services, located on the northwest corner of campus in the Wellness Center, is the hub for campus health and wellness initiatives. Wellness Services is staffed with licensed clinical staff, licensed mental health professionals, and health educators to provide comprehensive health and wellness care to Northwest students, including:

- Outpatient clinical services
- Counseling services
- Wellness education and prevention
- Public health services

For more information, visit nwmissouri.edu/wellness.

BEARCAT EQUITY

Bearcat Equity is the system for students, faculty and staff to share concerns about bias or discrimination, whether it's based on race, sex, religion, national origin, LGBTQ, gender identity, disability, age, veteran status, or your viewpoint or experience with any of these – any situation where you perceive, witness, or are directly impacted by a discriminatory message delivered by someone in the campus community, or in Maryville. Our goal is for everyone to feel safe, welcome and included in the community and, most importantly, comfortable being whoever they are.

ACCESSIBILITY AND ACCOMMODATIONS

Northwest is committed to providing students with disabilities an equal opportunity to participate in the University’s programs, courses and activities. Title IX and Equity, Accessibility and Accommodations provides learning and living accommodations to any student with a documented disability. For more information and an accommodations application, visit nwmissouri.edu/titleixequity/accessibility



Be sure to fill out your Health History Form before you arrive on campus.



LIVING ON CAMPUS

RECEIVING AND SENDING MAIL

The University’s Mail and Copy Center delivers U.S. Postal Service mail to each residence hall Monday through Friday. Packages are sent by parcel post (UPS, FedEx, DHL, etc.) and distributed to the residence halls within two business days of arriving on campus.

Mailing address:

Northwest Missouri State University
Student’s name
Student’s room number and residence hall
800 University Dr.
Maryville, MO 64468



BEARCAT TIP

If you are commuting to campus, be sure to complete the Commuter Card.
nwmissouri.edu/admissions/forms/commuter.htm



RESIDENTIAL DINING MEAL PLANS

CAMPUS DINING OPTIONS

Residential Unlimited

- Unlimited meals/week
- \$200 declining balance

14 Swipes/Week

- 14 meals/week
- \$200 declining balance

10 Swipes/Week

- 10 meals/week
- \$500 declining balance

What is declining balance?

Students can use their declining balance to purchase food from our retail locations.

How does declining balance work?

It can be used at any retail location: Starbucks, Chick-fil-A, McAlister's, Qdoba, and Buffalo Wild Wings. The amount of your dining dollars will decline with each purchase.

OPTIONS FOR STUDENTS WHO LIVE OFF-CAMPUS

Students who live off-campus can use any of the above memberships as well as access to 10, 25, 50 or 75 block plans. These block plans are entries into the Bearcat Commons and do not rollover from semester to semester.

BEARCAT CARD

What can THE BEARCAT CARD do?

- Vending machines
- Library/ interlibrary loans
- Textbook Services
- Fitness Center
- Student Rec Center

What can A MEAL CARD do?

- Bearcat Commons
- Chick-fil-A
- Starbucks
- McAlister's
- Qdoba
- Buffalo Wild Wings



KEY RESOURCES

STUDENT CHECKLIST ITEMS TO COMPLETE BEFORE ADVANTAGE

- Complete your Health History Form
- Submit your final high school and dual credit transcripts. - Due by Aug. 1
- Pack for move-in



TEXTBOOKS AND LAPTOP PICK UP

Students may pick up their textbooks and laptop during Advantage Weekend. Prior to picking up textbooks and laptop students need to have their Bearcat ID card. Students cannot pick up their textbooks until online verification has been completed. Students can verify online beginning August 14 through the login page and selecting CatPAWS. --

FAMILY EDUCATIONAL RIGHTS AND PRIVACY ACT (FERPA)

Northwest complies with the Family Educational Rights and Privacy Act, which provides guidelines on storage and release of student and former student records.

For more information about FERPA, visit nwmissouri.edu/registrar/privacy.htm.



BEARCAT LOGINS



Reminder: Your User ID will be an S and 6-digits, and your email account will be that number and nwmissouri.edu. Example: S123456@nwmissouri.edu

The resources below are also accessible through the Bearcat Login Page but require students to create their first-time login to access each resource. It's helpful to become familiar with your login and tools prior to arriving on campus.

Bearcat Login Page: nwmissouri.edu/login/index

VIEWING STUDENT RECORDS





1. Online access to view account and pay bills

- Log into CatPAWS
- Click 'Account Tab'
- Navigate to 'Payment Center'
- Click 'Authorized Users'
- Add an authorized user

This will generate an email that will be sent to the new authorized user with login instructions to the Payment Center.

2. Release of information concerning grades, student account and financial assistance

- Log into CatPAWS
- Click 'Student Tab'
- Click 'Authorize Release of Information'



HOW TO LOGIN

S#: _____

Email: _____@nwmissouri.edu

TWO FACTOR AUTHENTICATOR

Step 1: Username and Password

Your username and a temporary password will be emailed to you in separate emails from noreply@nwmissouri.edu.

Step 2: Enter your S-number

To log in for the first time, you must set up your Northwest email account. You will put in your username (ex. S123456) and the password, then click sign in.

Step 3: More information required

Since this is your first time logging in, you must provide two-factor authentication. Download the Microsoft Authenticator app from the App Store or Google Play. Search for "Microsoft authenticator" in your App Store or Google Play store.

Step 4: Authentication

- Once you've downloaded the app.
- Click the Plus sign to add an account to the Microsoft Authenticator app and choose "School."
- Go back to your web browser and click next.
- Scan QR code or click can't scan image and click next.
- After scanning the code, click next on the computer and validate the account by entering the numbers displayed on the computer screen in the app.
- After that, you must provide a phone number for a second authentication.
- Enter your phone number without dashes, parentheses or spaces.
- Select Receive a code and click next.
- Enter your code and click done.

Step 5: Stay signed in?

If you are on a public computer choose no. If you are on a personal computer choose yes.

Step 6: Email Account Success

You've now successfully entered your Northwest email account. (Great job!)

Step 7: CatPAWS

To access your personal records, you will need to sign in to CatPAWS using your Northwest username and password.

- Go to CatPAWS
- Click login/enter secure area
- Enter your northwest username (ex. S123456@nwmissouri.edu)
- Enter your northwest email password

Step 8: Changing the temporary password

Changing your password from the temporary password Visit Microsoft Online Password Reset to begin the process. When creating your new password, it must contain:

- 14 characters
- Uppercase letter
- Lowercase letter
- A number

Passwords remain good for one year.



BEARCAT TIP

This short video can show you the steps to complete two factor authentication.





STAY CONNECTED

KEEP IN TOUCH

It is important to us that families feel connected to their student and the Northwest Community. Sign up for the Bearcat Family Connection Newsletter at nwmissouri.campusesp.com

We also have an email dedicated to parents and families: family@nwmissouri.edu

BEARCAT FAMILY CONNECTION

nwmissouri.campusesp.com

Join for

- Access to important campus news and deadlines
- Personalized newsletters on your schedule
- Announcements via email and text message
- Sharing of updates with friends and family



FOLLOW US ON SOCIAL



northwestorientation
northweststudentsuccess
transfertonorthwest



@nworientation



soarleaders



Northwest Student Success Page



IMPORTANT NUMBERS

Student Account Services and Cashiering Offices

BILLING AND REFUNDS

660.562.1578

PAYMENT ARRANGEMENT

660.562.1583

SCHOLARSHIPS AND FINANCIAL ASSISTANCE

Scholarships, loans, grants, federal work study

660.562.1363

STUDENT SUCCESS CENTER

Course schedule changes, advisement
and Advantage

660.562.1695

RESIDENTIAL LIFE AND AUXILIARY SERVICES

Room selection, room changes and meal plan

660.562.1214

UNIVERSITY POLICE

660.562.1254

WELLNESS SERVICES

Health History Form, immunizations

660.562.1348

General Information

660.562.1212





nwmissouri.edu/parents/

Student Success Center
studentsuccess@nwmissouri.edu
660.562.1695

