




ACOUSTICAL CEILING TILES



TYPE: 2x2 TEGULAR EDGE (STANDARD USE)
COLOR: WHITE
CLIMAPLUS 86785
MANUFACTURER: USG
(BASIS OF DESIGN)



TYPE: 2x2 SQUARE EDGE (CLEAN ROOM)
COLOR: WHITE
CLEANROOM ACOUSTICAL 56099
MANUFACTURER: USG
(BASIS OF DESIGN)



TYPE: 2x2 TEGULAR EDGE (HIGH NRC)
COLOR: WHITE
MARS HIGH NRC/HIGH CAC 86346
MANUFACTURER: USG
(BASIS OF DESIGN)

CEILING/SOFFIT COLOR



EXTRA WHITE/UNTINTED WHITE
SW 7006

LIMITED USE CEILING COLOR



TRICORN BLACK
SW 6258
THIS COLOR MAY BE USED ONLY WHEN AUTHORIZED BY FACILITY SERVICES


STANDARD WALL PAINT COLORS



WHITE HERON
SW 7627



EGRET WHITE
SW 7570




REPOSE GRAY
SW 7015



DORIAN GRAY
SW 7017

STANDARD WOOD TRIM PAINT COLOR



EXTRA WHITE/UNTINTED WHITE
SW 7006

STANDARD DOOR FRAME PAINT COLORS



URBANE BRONZE
SW 7048

VINYL WALL BASE AND STAIR TREADS



COLOR: BLACK/BROWN 193
MANUFACTURER: ROPPE
(BASIS OF DESIGN)

WALL/CORNER GUARD

OPTION #1




COLOR: GRAY
MANUFACTURER: WALLGUARD.COM
(BASIS OF DESIGN)


OPTION #2

STAINLESS STEEL


PAINTED WALL ACCENT COLORS




PMS 3435 NW GREEN
SW6468
HUNT CLUB




GECKO
SW 6719
(MATCH PANTONE 362 C)



SASSY GREEN
SW 6416
(MATCH PANTONE 4515 C)



SOFTWARE
SW 7074
(MATCH PANTONE 877 C)



GRIZZLE GRAY
SW 7068
(MATCH PANTONE COOL GRAY 10 C)

CREST ACCENT COLORS

ROBERTA

DISHY CORAL
SW 6598

MILLIKEN

REAL RED
SW 6868
(MATCH PANTONE 200 C)

HUDSON

DYNAMIC BLUE
SW 6958

PERRIN

DECISIVE YELLOW
SW 6902



REAL RED
SW 6868
(MATCH PANTONE 200 C)



RADISH
SW 6861
(MATCH PANTONE 202 C)



BLUEBLOOD
SW 6966
(MATCH PANTONE 2955 C)



SUNFLOWER
SW 6678

FRANKEN

ELECTRIC LIME
SW 6921
(MATCH PANTONE 360 C)

TOWER SUITES

SECRET COVE
SW 9058
(MATCH PANTONE 5493 C)

SOUTH

AFRICAN VIOLET
SW 6982
(MATCH PANTONE 7676 C)

FOREST VILLAGE


HUMOROUS GREEN
SW 6918
(MATCH PANTONE 380 C)




DIRECT GREEN
SW 6924
(MATCH PANTONE 364 C)



CONNOR'S LAKEFRONT
SW 9060
(MATCH PANTONE 5473 C)




IZMIR PURPLE
SW 6825
(MATCH PANTONE 2627 C)




LUAU GREEN
SW 6712
(MATCH PANTONE 383 C)

- NOTE: CREST COLORS CAN BE USED AS ACCENT COLORS IN CORRESPONDING RESIDENCE HALLS UPON APPROVAL BY NORTHWEST. COORDINATE WITH NORTHWEST FOR NEW RESIDENCE HALL CREST COLORS.
- NOTE: SHERWIN WILLIAMS COLORS LISTED FOR THE CREST ACCENT COLORS ARE BASED ON THE CLOSEST MATCH TO THE ACTUAL PANTONE CREST COLORS ESTABLISHED BY NORTHWEST. DESIGNERS AND CONTRACTORS ARE ENCOURAGED TO EXACTLY MATCH THE PANTONE COLORS LISTED.

HARD SEATING



COLOR: WARM GRAY
MANUFACTURER: KI
(BASIS OF DESIGN)




COLOR: FLANNEL
MANUFACTURER: KI
(BASIS OF DESIGN)



COLOR: ZESTY LIME
MANUFACTURER: KI
(BASIS OF DESIGN)

CABINETRY



SOLID SURFACE COUNTERTOP
COLOR: TUNDRA
MANUFACTURER: LIVINGSTONE
(BASIS OF DESIGN)



PLASTIC LAMINATE COUNTERTOP
COLOR: MYSTIQUE NIGHT 4760
MANUFACTURER: WILSONART
(BASIS OF DESIGN)



PLASTIC LAMINATE CABINETS
COLOR: NICKEL EV 4813
MANUFACTURER: WILSONART
(BASIS OF DESIGN)

ROLLER SHADES




ROLLER SHADES - FABRIC
1% OPENNESS
COLOR: BEIGE/PEARL GRAY
MANUFACTURER: HUNTER DOUGLAS
(BASIS OF DESIGN)



ROLLER SHADES - FASCIA
COLOR: ALUMINUM
MANUFACTURER: HUNTER DOUGLAS
(BASIS OF DESIGN)

HORIZONTAL BLINDS




COLOR: GREIGE
MANUFACTURER: SWF CONTRACT
(BASIS OF DESIGN)


FABRICS & VINYL
(BASIS OF DESIGN)



COLOR: ONYX
COLLECTION: CROSSWALK
MANUFACTURER: KI



COLOR: INK
COLLECTION: CRESTAL
MANUFACTURER: KI



COLOR: THIMBLE
COLLECTION: NEEDLEPOINT
MANUFACTURER: KI




COLOR: CARBON
COLLECTION: OFF TRACK
MANUFACTURER: PALLAS



COLOR: OBSIDIAN
COLLECTION: MOSAIC
MANUFACTURER: PALLAS



COLOR: OBSIDIAN
COLLECTION: PETALS
MANUFACTURER: PALLAS



COLOR: BLACK
COLLECTION: UMBEL
MANUFACTURER: KI



COLOR: STORM
COLLECTION: UMBEL
MANUFACTURER: KI




COLOR: SASSAFRAS
COLLECTION: UMBEL
MANUFACTURER: KI



COLOR: IVY
COLLECTION: CROSSWALK
MANUFACTURER: KI



COLOR: MEADOW
COLLECTION: CRESTAL
MANUFACTURER: KI




COLOR: THREAD
COLLECTION: NEEDLEPOINT
MANUFACTURER: KI




COLOR: OCEAN
COLLECTION: VISTA
MANUFACTURER: KI



COLOR: SLATE
COLLECTION: MOSAIC
MANUFACTURER: PALLAS



COLOR: SLATE
COLLECTION: PETALS
MANUFACTURER: PALLAS



COLOR: CITRON
COLLECTION: WINDFLOWER
MANUFACTURER: KI




COLOR: GREEN GRASS
COLLECTION: YERBA
MANUFACTURER: KI



COLOR: CITRON
COLLECTION: INVISION
MANUFACTURER: KI

TOILET PARTITIONS



COLOR: HUNTER GREEN
MANUFACTURER: SCRANTON
(BASIS OF DESIGN)




COLOR: GREY
MANUFACTURER: SCRANTON
(BASIS OF DESIGN)


NOTE: ALL PLASTIC TOILET PARTITIONS AND URINAL SCREENS ARE TO BE 'ORANGE PEEL' TEXTURE OR SIMILAR.




COLOR: CHARCOAL GREY
MANUFACTURER: SCRANTON
(BASIS OF DESIGN)




COLOR: BLACK
MANUFACTURER: SCRANTON
(BASIS OF DESIGN)



COLOR: DARE
COLLECTION: NO RULES (TEMPT)
MANUFACTURER: SHAW
CONTRACT GROUP
(BASIS OF DESIGN)



COLOR: TEASE
COLLECTION: NO RULES (TEMPT)
MANUFACTURER: SHAW
CONTRACT GROUP
(BASIS OF DESIGN)





COLOR: ENTICE
COLLECTION: NO RULES (TEMPT)
MANUFACTURER: SHAW
CONTRACT GROUP
(BASIS OF DESIGN)





COLOR: MAGNETIC
COLLECTION: NO RULES (TEMPT)
MANUFACTURER: SHAW
CONTRACT GROUP
(BASIS OF DESIGN)




COLOR: HIGHRISE
COLLECTION: EDIFICE
MANUFACTURER: TANDUS CENTIVA
(BASIS OF DESIGN)




COLOR: HANCOCK
COLLECTION: EDIFICE
MANUFACTURER: TANDUS CENTIVA
(BASIS OF DESIGN)



COLOR: HEADQUARTER
COLLECTION: EDIFICE
MANUFACTURER: TANDUS CENTIVA
(BASIS OF DESIGN)



COLOR: HIGHRISE LIME & TOWER LAGOON
COLLECTION: EDIFICE
MANUFACTURER: TANDUS CENTIVA
(BASIS OF DESIGN)



(HIGHRISE LIME)




(TOWER LAGOON)

LUXURY VINYL PLANK



COLOR: ASH 00174 or EVEREST 00559
PATTERN: TERRAIN II 30 mil or SYMBIOTIC 30
MANUFACTURER: SHAW CONTRACT or SHAW 5TH and MAIN
(BASIS OF DESIGN)




COLOR: TIMBER 00572 or BEACHWOOD 00572
PATTERN: TERRAIN II 30 mil or SYMBIOTIC 30
MANUFACTURER: SHAW CONTRACT or SHAW 5TH and MAIN
(BASIS OF DESIGN)



COLOR: ROOT 00568 or SPARROW 00568
PATTERN: TERRAIN II 30 mil or SYMBIOTIC 30
MANUFACTURER: SHAW CONTRACT or SHAW 5TH and MAIN
(BASIS OF DESIGN)



WALK OFF CARPET



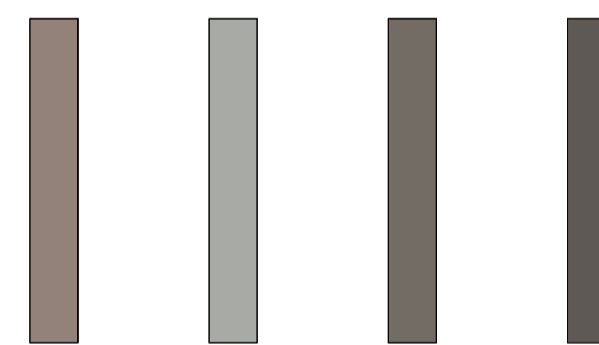
COLOR: CHROMIUM
COLLECTION: ASSERTIVE SERIES
PATTERN: ASSERTIVE ACTION
MANUFACTURER: TARKETT
(BASIS OF DESIGN)

EPOXY FLOORING



COLOR: COBBLESTONE
COLLECTION: DUR-A-CHIP MACRO FLAKE
MANUFACTURER: DUR-A-FLEX
(BASIS OF DESIGN)

CERAMIC TILE GROUT



COLORS:
PEWTER, SILVER, GRAY, CHARCOAL
MANUFACTURER: MAPEI
(BASIS OF DESIGN)

NOTE: THE COLORS LISTED DICTATE FIELD COLORS ONLY. ACCENT COLORS MAY BE SELECTED BY DESIGNER, BUT MUST BE APPROVED BY NORTHWEST PRIOR TO ORDERING.

CERAMIC TILE



COLOR: ASH GRAY PF05
SERIES: PORTFOLIO
MANUFACTURER: DAL TILE
(BASIS OF DESIGN)



COLOR: IRON GREY PF06
SERIES: PORTFOLIO
MANUFACTURER: DAL TILE
(BASIS OF DESIGN)



COLOR: FANGO PF03
SERIES: PORTFOLIO
MANUFACTURER: DAL TILE
(BASIS OF DESIGN)



COLOR: CHARCOAL PF09
SERIES: PORTFOLIO
MANUFACTURER: DAL TILE
(BASIS OF DESIGN)

NOTE: ACCENT TILE COLORS MAY BE SELECTED TO MATCH THE PAINTED WALL ACCENT COLORS ON BOARD 1. ALL ACCENT COLORS SHALL BE APPROVED BY NORTHWEST PRIOR TO ORDERING.

RES LIFE INTERIOR COLOR AND FINISH STANDARDS - BOARD 2 OF 2

NORTHWEST MISSOURI STATE UNIVERSITY

NOV 2025

