




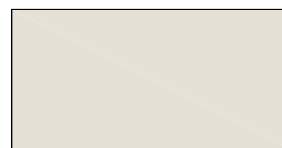
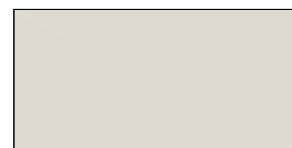























































<div>ACOUSTICAL CEILING TILES</div> <div><div><div>TYPE: 2x2 TEGULAR EDGE (STANDARD USE) COLOR: WHITE CLIMAPLUS 86785 MANUFACTURER: USG (BASIS OF DESIGN)</div></div><div><div>TYPE: 2x2 SQUARE EDGE (CLEAN ROOM) COLOR: WHITE CLEANROOM ACOUSTICAL 56099 MANUFACTURER: USG (BASIS OF DESIGN)</div></div><div><div>TYPE: 2x2 TEGULAR EDGE (HIGH NRC) COLOR: WHITE MARS HIGH NRC/HIGH CAC 86346 MANUFACTURER: USG (BASIS OF DESIGN)</div></div></div>			<div>CEILING/SOFFIT COLOR</div> <div><div>EXTRA WHITE/UNTINTED WHITE SW 7006</div></div> <div><div>LIMITED USE CEILING COLOR</div><div><div>TRICORN BLACK SW 6258 THIS COLOR MAY BE USED ONLY WHEN AUTHORIZED BY FACILITY SERVICES</div></div></div>		<div>STANDARD WALL PAINT COLORS</div> <div><div><div>WHITE HERON SW 7627</div></div><div><div>EGRET WHITE SW 7570</div></div><div><div>REPOSE GRAY SW 7015</div></div><div><div>DORIAN GRAY SW 7017</div></div></div> <div>NOTE: INDIVIDUAL OFFICES MUST BE STANDARD WALL PAINT COLORS. ACCENT COLORS ARE NOT PERMITTED.</div> <div><div>STANDARD WOOD TRIM PAINT COLOR</div><div><div>EXTRA WHITE/UNTINTED WHITE SW 7006</div></div></div> <div><div>STANDARD DOOR FRAME PAINT COLORS</div><div><div>IRON ORE SW 7069</div></div></div> <div><div>VINYL WALL BASE AND STAIR TREADS</div><div><div>COLOR: BLACK/BROWN 193 MANUFACTURER: ROPPE (BASIS OF DESIGN)</div></div></div>				<div>WALL/CORNER GUARD</div> <div>OPTION #1</div> <div>VINYL</div> <div><div>COLOR: GRAY MANUFACTURER: WALLGUARD.COM (BASIS OF DESIGN)</div></div> <div>OPTION #2</div> <div>STAINLESS STEEL</div>	<div>STANDARD PAINTED WALL ACCENT COLORS</div> <div><div><div>PMS 3435 NW GREEN SW6468 HUNT CLUB</div></div><div><div>GECKO SW 6719 (MATCH PANTONE 362 C)</div></div><div><div>SASSY GREEN SW 6416 (MATCH PANTONE 4515 C)</div></div></div> <div><div><div>SOFTWARE SW 7074 (MATCH PANTONE 877 C)</div></div><div><div>GRIZZLE GRAY SW 7068 (MATCH PANTONE COOL GRAY 10 C)</div></div></div> <div>NOTE: STANDARD PAINTED WALL ACCENT COLORS ARE FOR USE IN CIRCULATION AND PUBLIC BUILDING AREAS.</div>	
<div>HARD SEATING</div> <div><div><div>COLOR: WARM GRAY MANUFACTURER: KI (BASIS OF DESIGN)</div></div><div><div>COLOR: FLANNEL MANUFACTURER: KI (BASIS OF DESIGN)</div></div></div> <div><div><div>COLOR: ZESTY LIME MANUFACTURER: KI (BASIS OF DESIGN)</div></div></div>		<div>CABINETRY</div> <div><div><div>SOLID SURFACE COUNTERTOP COLOR:TUNDRA MANUFACTURER:LIVINGSTONE (BASIS OF DESIGN)</div></div><div><div>PLASTIC LAMINATE COUNTERTOP COLOR: MYSTIQUE NIGHT 4760 MANUFACTURER: WILSONART (BASIS OF DESIGN)</div></div></div> <div><div><div>PLASTIC LAMINATE CABINETS COLOR: NICKEL EV 4813 MANUFACTURER: WILSONART (BASIS OF DESIGN)</div></div></div>		<div>ROLLER SHADES</div> <div><div><div>ROLLER SHADES - FABRIC 1% OPENNESS COLOR: BEIGE/PEARL GRAY MANUFACTURER: HUNTER DOUGLAS (BASIS OF DESIGN)</div></div><div><div>ROLLER SHADES - FASCIA COLOR: ALUMINUM MANUFACTURER: HUNTER DOUGLAS (BASIS OF DESIGN)</div></div></div> <div><div>HORIZONTAL BLINDS</div><div><div>COLOR: GREIGE MANUFACTURER: SWF CONTRACT (BASIS OF DESIGN)</div></div></div>		<div>ALTERNATE PAINTED WALL ACCENT COLORS</div> <div><div><div>HEARTS OF PALM SW 6415 (MATCH PANTONE 7493 C)</div></div><div><div>OCEANSIDE SW 6496 (MATCH PANTONE 548 C)</div></div><div><div>LAGOON SW 6480 (MATCH PANTONE 5483 C)</div></div></div> <div><div><div>POINSETTIA SW 6594 (MATCH PANTONE 1807 C)</div></div><div><div>NAVEL SW 6887 (MATCH PANTONE 716 C)</div></div><div><div>GUSTO GOLD SW 6904 (MATCH PANTONE 124 C)</div></div><div><div>BLUEBLOOD SW 6966 (MATCH PANTONE 300 C)</div></div></div> <div>NOTE: ALTERNATE ACCENT COLORS MAY BE USED ONLY IN CLASSROOMS AND OTHER PRIVATE ACADEMIC SPACES. USE AND PLACEMENT OF ALTERNATE PAINTED WALL ACCENT COLORS MUST BE APPROVED BY NORTHWEST.</div>					
<div>FABRICS & VINYLs</div> <div>(BASIS OF DESIGN)</div> <div><div><div><div>COLOR: ONYX COLLECTION: CROSSWALK MANUFACTURER: KI</div></div><div><div>COLOR: INK COLLECTION: CRESTAL MANUFACTURER: KI</div></div><div><div>COLOR: THIMBLE COLLECTION: NEEDLEPOINT MANUFACTURER: KI</div></div><div><div>COLOR: CARBON COLLECTION: OFF TRACK MANUFACTURER: PALLAS</div></div><div><div>COLOR: OBSIDIAN COLLECTION: MOSAIC MANUFACTURER: PALLAS</div></div><div><div>COLOR: OBSIDIAN COLLECTION: PETALS MANUFACTURER: PALLAS</div></div><div><div>COLOR: BLACK COLLECTION: UMBEL MANUFACTURER: KI</div></div><div><div>COLOR: STORM COLLECTION: UMBEL MANUFACTURER: KI</div></div><div><div>COLOR: SASSAFRAS COLLECTION: UMBEL MANUFACTURER: KI</div></div></div><div><div><div>COLOR: IVY COLLECTION: CROSSWALK MANUFACTURER: KI</div></div><div><div>COLOR: MEADOW COLLECTION: CRESTAL MANUFACTURER: KI</div></div><div><div>COLOR: THREAD COLLECTION: NEEDLEPOINT MANUFACTURER: KI</div></div><div><div>COLOR: OCEAN COLLECTION: VISTA MANUFACTURER: KI</div></div><div><div>COLOR: SLATE COLLECTION: MOSAIC MANUFACTURER: PALLAS</div></div><div><div>COLOR: SLATE COLLECTION: PETALS MANUFACTURER: PALLAS</div></div><div><div>COLOR: CITRON COLLECTION: WINDFLOWER MANUFACTURER: KI</div></div><div><div>COLOR: GREEN GRASS COLLECTION: YERBA MANUFACTURER: KI</div></div><div><div>COLOR: CITRON COLLECTION: INVISION MANUFACTURER: KI</div></div></div></div>										<div>TOILET PARTITIONS</div> <div><div><div>COLOR: HUNTER GREEN MANUFACTURER: SCRANTON (BASIS OF DESIGN)</div></div><div><div>COLOR: GREY MANUFACTURER: SCRANTON (BASIS OF DESIGN)</div></div></div> <div>NOTE: ALL PLASTIC TOILET PARTITIONS AND URINAL SCREENS ARE TO BE 'ORANGE PEEL' TEXTURE OR SIMILAR.</div> <div><div><div>COLOR: CHARCOAL GREY MANUFACTURER: SCRANTON (BASIS OF DESIGN)</div></div><div><div>COLOR: BLACK MANUFACTURER: SCRANTON (BASIS OF DESIGN)</div></div></div>	
<div>ACADEMICS & ADMINISTRATION INTERIOR COLOR AND FINISH STANDARDS - BOARD 1 OF 2</div> <div>NORTHWEST MISSOURI STATE UNIVERSITY</div> <div>NOV 2025</div> <div></div>											



COLOR: DARE
COLLECTION: NO RULES (TEMPT)
MANUFACTURER: SHAW
CONTRACT GROUP
(BASIS OF DESIGN)



COLOR: TEASE
COLLECTION: NO RULES (TEMPT)
MANUFACTURER: SHAW
CONTRACT GROUP
(BASIS OF DESIGN)



COLOR: ENTICE
COLLECTION: NO RULES (TEMPT)
MANUFACTURER: SHAW
CONTRACT GROUP
(BASIS OF DESIGN)





COLOR: MAGNETIC
COLLECTION: NO RULES (TEMPT)
MANUFACTURER: SHAW
CONTRACT GROUP
(BASIS OF DESIGN)




COLOR: HIGHRISE
COLLECTION: EDIFICE
MANUFACTURER: TANDUS CENTIVA
(BASIS OF DESIGN)




COLOR: HANCOCK
COLLECTION: EDIFICE
MANUFACTURER: TANDUS CENTIVA
(BASIS OF DESIGN)



COLOR: HEADQUARTER
COLLECTION: EDIFICE
MANUFACTURER: TANDUS CENTIVA
(BASIS OF DESIGN)



COLOR: HIGHRISE LIME & TOWER LAGOON
COLLECTION: EDIFICE
MANUFACTURER: TANDUS CENTIVA
(BASIS OF DESIGN)



(HIGHRISE LIME)



(TOWER LAGOON)

LUXURY VINYL PLANK



COLOR: ASH 00174 or EVEREST 00559
PATTERN: TERRAIN II 30 mil or SYMBIOTIC 30
MANUFACTURER: SHAW CONTRACT or SHAW 5TH and MAIN
(BASIS OF DESIGN)



COLOR: TIMBER 00572 or BEACHWOOD 00572
PATTERN: TERRAIN II 30 mil or SYMBIOTIC 30
MANUFACTURER: SHAW CONTRACT or SHAW 5TH and MAIN
(BASIS OF DESIGN)



COLOR: ROOT 00568 or SPARROW 00568
PATTERN: TERRAIN II 30 mil or SYMBIOTIC 30
MANUFACTURER: SHAW CONTRACT or SHAW 5TH and MAIN
(BASIS OF DESIGN)




WALK OFF CARPET



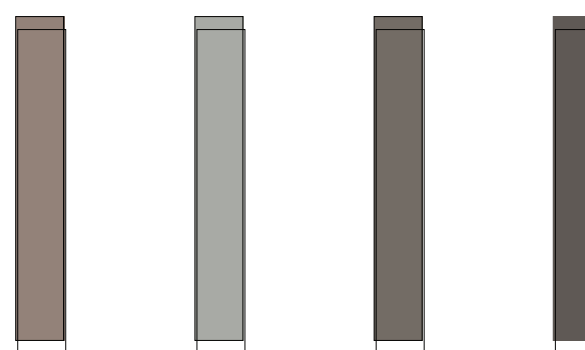
COLOR: CHROMIUM
COLLECTION: ASSERTIVE SERIES
PATTERN: ASSERTIVE ACTION
MANUFACTURER: TARKETT
(BASIS OF DESIGN)

EPOXY FLOORING



COLOR: COBBLESTONE
COLLECTION: DUR-A-CHIP MACRO FLAKE
MANUFACTURER: DUR-A-FLEX
(BASIS OF DESIGN)

CERAMIC TILE GROUT



COLORS:
PEWTER, SILVER, GRAY, CHARCOAL
MANUFACTURER: MAPEI
(BASIS OF DESIGN)

NOTE: THE COLORS LISTED DICTATE FIELD COLORS ONLY. ACCENT COLORS MAY BE SELECTED BY DESIGNER, BUT MUST BE APPROVED BY NORTHWEST PRIOR TO ORDERING.


CERAMIC TILE



COLOR: ASH GRAY PF05
SERIES: PORTFOLIO
MANUFACTURER: DALTILE
(BASIS OF DESIGN)




COLOR: FANGO PF03
SERIES: PORTFOLIO
MANUFACTURER: DALTILE
(BASIS OF DESIGN)



COLOR: IRON GREY PF06
SERIES: PORTFOLIO
MANUFACTURER: DALTILE
(BASIS OF DESIGN)

NOTE: ACCENT TILE COLORS MAY BE SELECTED TO MATCH THE PAINTED WALL ACCENT COLORS ON BOARD 1. ALL ACCENT COLORS SHALL BE APPROVED BY NORTHWEST PRIOR TO ORDERING.



COLOR: CHARCOAL PF09
SERIES: PORTFOLIO
MANUFACTURER: DALTILE
(BASIS OF DESIGN)

ACADEMICS & ADMINISTRATION INTERIOR COLOR AND FINISH STANDARDS - BOARD 2 OF 2

NORTHWEST MISSOURI STATE UNIVERSITY

NOV 2025

